







# LEGO® Education® WeDo 2.0 Build Instructions for the FIRST® LEGO® League Explore SUBMERGED<sup>SM</sup> Model






## LEGO® Education® WeDo 2.0 Build Instructions for the *FIRST® LEGO® League Explore SUBMERGED<sup>SM</sup>* Model



### LEGO® Education® WeDo 2.0 Set Elements Needed:

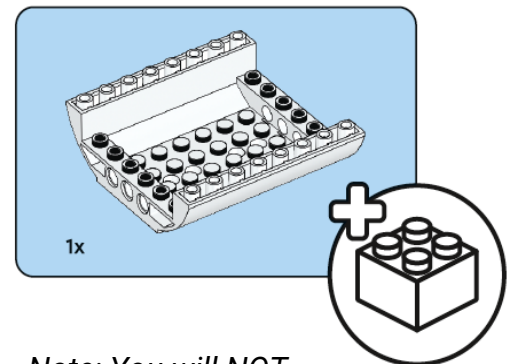
- 1x WeDo 2.0 Smarthub
- 1x WeDo 2.0 Medium Motor
- 1x WeDo 2.0 Motion Sensor
- 3x Yellow Technic Plate with Holes 2x6
- 1x Yellow Technic Plate with Holes 2x4
- 3x Yellow Brick 2x4
- 2x Teal Brick 2x4
- 1x Teal Brick 1x4
- 2x Gray Square Plate 4x4 with Open Center
- 1x Transparent Gearbox
- 1x Black Bevel Gear with 20 Teeth



### *FIRST® LEGO® League Explore SUBMERGED<sup>SM</sup>* Set Materials Needed:



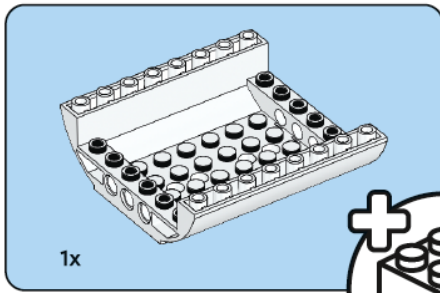
Assembled Submarine



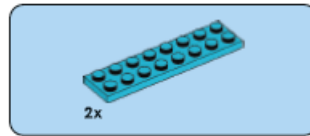
Note: You will **NOT** use these elements from Bag 3.



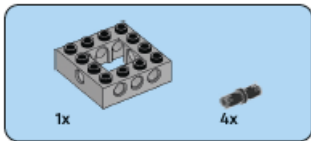
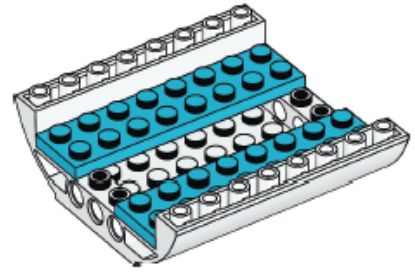
WeDo 2.0 Build Instructions for the *FIRST*® LEGO® League Explore SUBMERGED<sup>SM</sup> Model



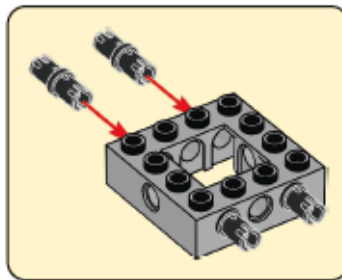
1




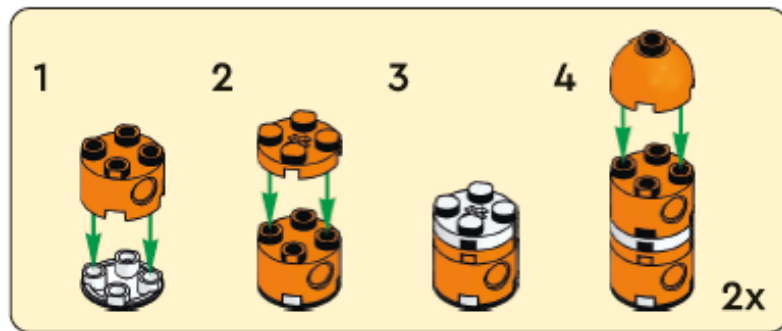
2





3




4



5






6




7





WeDo 2.0 Build Instructions for the *FIRST*® LEGO® League Explore SUBMERGED<sup>SM</sup> Model




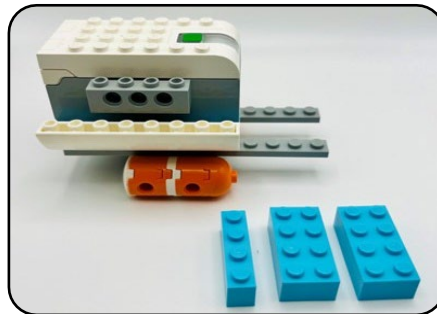
8



9



10






11





WeDo 2.0 Build Instructions for the *FIRST*® LEGO® League Explore SUBMERGED<sup>SM</sup> Model





12





13



14



15



16

