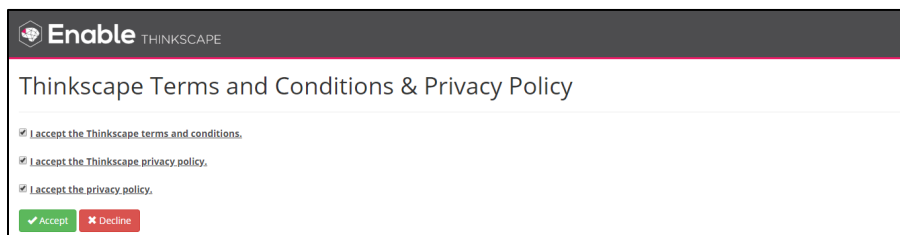


How to Access Thinkscape

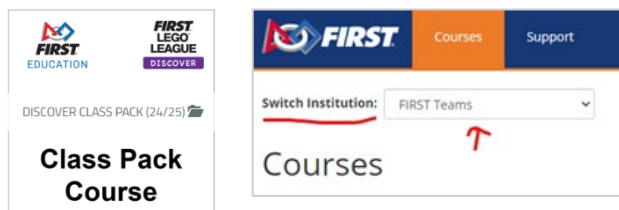
- To access the *FIRST*® LEGO® League resources, log into your *FIRST*® dashboard account. Choose the **My Class Pack Account** tab. Click on **Access Thinkscape**. You will need to log into your *FIRST* Dashboard every time to access the resources in Thinkscape.




- When you log into Thinkscape for the first time, you will need to accept the terms & conditions and privacy policy.



- Click on the **Course** name. **Note:** If you don't see your course content, ensure that you have selected the correct institution. You should see the name of the school or organization that you listed with your Class Pack registration.



- You will see different modules available. **Note:** Season-specific resources will be available when the new season is launched in August. This will include digital versions of the guidebooks and individual session presentations.



- You will need to log into your *FIRST* Dashboard every time to access your course in Thinkscape.